



Safety Resource Guide

Health, Well-being & Safety

University of California, Riverside

TABLE OF CONTENTS

| | |
|---|----|
| UCR Health, Well-being & Safety | 3 |
| UCR Police Department | 4 |
| Victim's Bill of Rights Act 2008 | 5 |
| Marsy's Law | 6 |
| Counseling and Psychological Services (CAPS)..... | 8 |
| Student Affairs Case Management..... | 9 |
| Title IX, Equal Opportunity & Affirmative Action | 10 |
| Victim's of Hate Crimes | 11 |
| Campus Advocacy, Resources & Education (CARE)..... | 12 |
| Stalking Awareness..... | 13 |
| Diversity, Equity & Inclusion | 14 |
| Disability Resource Center | 15 |
| Student Health Services | 16 |
| The Well | 17 |
| UCR Basic Needs Department..... | 18 |
| LGBT Resource Center..... | 19 |
| Ombuds Office | 20 |
| Social Media Safety..... | 21 |
| Victim's of Identity Theft | 22 |
| Victim Information & Notification Everyday (VINE) | 26 |
| State & National Resources | 27 |

Use this space to document your contact with the UCR Police Department

Police Report #: _____ or Incident #: _____

Date/Time Reported: _____ : _____ A.M./P.M.

Location of Occurrence: _____

Date/Time of Occurrence: _____ : _____ A.M./P.M.

Reporting Officer: _____ Badge #: _____



Resources

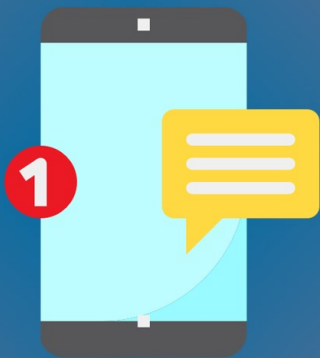
National Resources

- **National Association of Crime Victim Compensation Boards**
703-780-3200
www.nacvcb.org
- **National Center for Victims of Crime**
www.victimsofcrime.org
- **Resource Center on Domestic Violence**
800-799-SAFE (7233)
www.ndvh.org
- **National Criminal Justice Reference Center (NCJRS)**
800-851-3420
www.ncjrs.gov
- **National Human Trafficking Resource Center**
888-373-7888
www.polarisproject.org
- **National Suicide Prevention Lifeline**
800-273-TALK (8255)
www.suicidepreventionlifeline.org
- **National Teen Dating Abuse Helpline**
866-331-9474
www.loveisrespect.org
- **National Organization for Victim Assistance (NOVA)**
800-879-6682
www.trynova.org
- **National Center for Missing and Exploited Children (NCMEC)**
800-843-5678
www.missingkids.com
- **Childhelp USA - National Child Abuse Hotline**
800-422-4453
www.childhelp.org
- **Rape, Abuse, Incest, National Network**
800-656-HOPE
www.rainn.org
- **Gay, Lesbian, Bisexual, Transgender, National Hotline**
888-843-4564
www.glbtnationalhelpcenter.org
- **Veteran's Crisis Line**
800-273-8255 (Press 1)
- **Victim Connect Resource Center**
855-484-2846
- **National Clearinghouse for Alcohol and Drug Information**
800-729-6686
- **Safe Online Helpline (Sexual Assault support for the Department of Defense Community)**
877-995-5247
www.safehelpline.org

Statewide Resources

- **California Attorney General's Victim Services Unit**
877-433-9069
www.oag.ca.gov/victimservices
- **California Department of Corrections and Rehabilitation Office of Victim & Survivor Rights & Services**
877-256-6877
www.cdcr.ca.gov/victim_services
- **California Victims' Compensation Programs**
800-777-9229
www.vcgcb.ca.gov/victims
- **California Partnership to End Domestic Violence**
916-444-7163
www.cpedv.org

Victim Information Notification Everyday



Victims of crime can use the telephone, internet, or mobile device to search for information regarding their offender's custody status or register to receive telephone and e-mail notification when their offender's custody status changes. Through Victim Information & Notification Everyday (VINE).

Register online at vinelink.com or call **877-411-5588**

1. When VINE asks, make up and enter a four-digit Personal Identification Number (PIN). Write it on the cover of this booklet. VINE will ask for the PIN when it calls you.
2. When VINE calls, listen to the message, then enter your PIN when asked. Entering the PIN lets VINE know that you got the call, and will stop the service from calling you again.

Information To Know


- The offender will not know you are registering with VINE.
- If you are not home, VINE will leave a message on an answering machine, if there is no answer. VINE will call back until you enter your PIN or until 24 hours have passed.
- Since VINE calls automatically when an offender's custody status changes, the service may call at any time of the day or night.

- Do not depend only on the VINE service, or any other single program, for your protection. Make VINE a part of your overall safety plan.
- California statute gives victims and/or witnesses of stalking or domestic violence the right to be notified by certified letter as well as by phone. You may also register to receive an advance notification letter, sent by regular mail, to alert you of an offender's upcoming release. All information provided by VINE will remain confidential.



VINEmobile is the mobile app version of VINE, which allows victims to register for timely and reliable information regarding the custody status of offenders 24-hours a day. Victims and concerned citizens can register to be notified by phone, email, text message (where applicable) or TTY device when an offender's custody status changes. The app is available through Google Play and the Apple iStore. Visit www.VINELink.com for links to the app.

FREE:  



Mission

Health, Well-being & Safety (HWS) is made up of nine departments that are dedicated to listening, supporting, and providing UC Riverside students with helpful resources and services for your overall safety and well-being.

The vision for HWS is to be a model of excellence in higher education by providing students the best campus environment to thrive, enhance, sustain, and support their personal growth and academic goals, ultimately making a positive impact in communities throughout California, nationally, and worldwide.





UCR Police Department

At UC Riverside, your public safety team is committed to partnering with students, staff, faculty, and visitors to support a safe, inclusive, and empowered community.

We are honored to serve in partnership, with you, to help provide a campus environment where people of all backgrounds feel safe, welcome, and connected

We are part of UCR Health, Well-Being and Safety, which uniquely provides a comprehensive framework of services, resources, and programs to support a holistic approach to diversity and success through an integrated culture of wellness.

Contact

3500 Canyon Crest Drive
Riverside, CA 92521

Emergency 911
Non-Emergency (951) 827-5222

email: ucpdgeneralmail@ucr.edu



Victims of
Identity Theft
RESOURCES



Credit Report Companies



www.equifax.com

Report Fraud:

- 800-525-6285
- P.O. Box 105069
Atlanta, GA 30348

Order a Credit Report:

- 800-685-1111
- P.O. Box 740241
Atlanta, GA 30374



www.experian.com

Report Fraud:

- 888-397-3742



www.transunion.com

Report Fraud:

- 800-680-7289
- P.O. Box 6790
Fullerton, CA 92634

Order a Credit Report:

- 800-916-8800
- P.O. Box 390
Springfield, PA 19064-0390

ANNUAL CREDIT REPORT REQUEST SERVICE

www.annualcreditreport.com

Order a Credit Report:

877-322-8228
P.O. Box 105281
Atlanta, GA 30348-5281

CA DEPT. OF JUSTICE PRIVACY AND DATA SECURITY

www.oag.ca.gov

SOCIAL SECURITY ADMINISTRATION

www.ssa.com

Report Fraud: 800-269-0271

Order an Earning/Benefits Statement:
800-772-1213

FEDERAL TRADE COMMISSION

www.ftccomplaintassistant.gov

I.D. Theft Hotline: 877-438-4338

UNITED STATES POSTAL SERVICE

www.postalinspectors.uspis.gov/forms/idtheft.aspx

U.S. Post Inspectors: 877-876-2455

Mail Theft/Fraud or Identity Theft:
800-275-8777

DIRECT MARKETING ASSOCIATION

www.e-mps.org

To remove your name from mail and phone lists:

DMA Mail Preference Service:

P.O. Box 9008
Farmingdale, NY 11735

DMA Telephone Preference Service: P.O.

Box 9014
Farmingdale, NY 11735

REPORT FRAUDULENT USE OF CHECKS

Chex Systems..... 800-428-9623

Certegy..... 800-437-5120

Telecheck 800-366-2425

Ntl. Check Fraud Svc 843-571-2143

To Stop Receiving Pre-Approved Credit Card Offers: 888-5-OPTOUT

9. **Fraudulent Change of Address**
Notify the local Postal Inspector if you suspect an identity thief has filed a change of your address with the post office or has used the mail to commit credit or bank fraud (Call the local Postmaster to obtain the phone number). If possible, determine where fraudulent credit cards were sent. Notify the local Postmaster of that address and forward all mail in your name to your own address. You may also need to talk with the mail carrier.

10. **Stolen Mail**
If you believe your mail has been stolen, report it immediately to your local Postmaster or nearest Postal Inspector. You will be asked to complete PS Form 2016 (Mail Theft and Vandalism Complaint). Analysis of these forms helps the Postal Inspectors in determining if the theft of your mail is isolated or part of a larger mail theft problem in your neighborhood, and in locating and apprehending mail thieves.

11. **Social Security Number Misuse**
Contact the Social Security Administration to report fraudulent use of your Social Security Number and request a copy of your earnings and benefits statement to check it for accuracy.

12. **Passport Misuse**
If you have a passport lost or stolen, notify the passport office in writing to alert them for anyone ordering a new passport fraudulently.

13. **Drivers License Number Misuse**
You may need to change your driver license number if someone is using yours as identification on fraudulent checks. Contact the Department of Motor Vehicles (DMV) to see if another license was issued in your name. Place a fraud alert on your license. Contact any DMV to request a new number and complete the DMV's complaint form to begin the fraud investigation, and provide supporting documents with the complaint form to the nearest DMV investigation office.

14. **False Civil and Criminal Judgments**
Sometimes victims of identity theft are wrongfully accused of crimes committed by the imposter. If a civil judgment has been entered in your name for actions taken by your imposter, contact the court where the judgment was entered and report that you are a victim of identity theft. If you are wrongfully prosecuted in criminal court, contact the State Department of Justice and the Federal Bureau of Investigation.

15. **Legal Help**
You may want to consult an attorney to determine legal action to take against creditors and/or credit bureaus. Call the local Bar Association to find an attorney who specializes in consumer law and the Fair Credit Reporting Act.



Victims' Bill of Rights Act of 2008

To provide victims with rights to justice and due process

On November 4, 2008, the People of the State of California approved Proposition 9, the Victims' Bill of Rights Act of 2008: Marsy's Law. This measure amended the California Constitution to provide additional rights to victims.

This booklet contains specific sections of the Victims' Bill of Rights and other resources. Crime victims may obtain additional information regarding Marsy's Law and other victim services available by calling the UCR CARE office at **951-827-6225**.

A 'victim' is defined under the California Constitution as "a person

who suffers direct or threatened physical, psychological, or financial harm as a result of the commission or attempted commission of a crime or delinquent act. The term 'victim' also includes the person's spouse, parents, children, siblings, or guardian, and includes a lawful representative of a crime victim who is a minor, or who is deceased or physically/psychologically incapacitated. The term 'victim' does not include a person in custody for an offense, the accused, or a person whom the court finds would not act in the best interests of a minor victim." [California Constitution, Article I, § 28(e)]

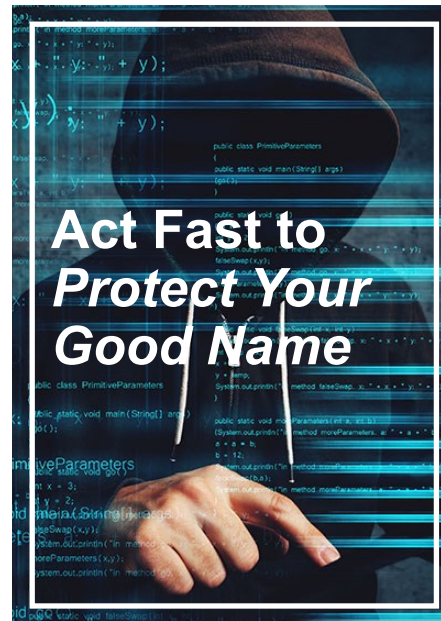


MARSY'S LAW

Providing Equal Rights to Crime Victims

In order to preserve and protect a victim's right to justice and due process, a victim shall be entitled to the following rights:

1. To be treated with fairness and respect for his or her privacy and dignity, and to be free from intimidation, harassment, and abuse, throughout the criminal or juvenile justice process.
2. To be reasonably protected from the defendant and persons acting on behalf of the defendant.
3. To have the safety of the victim and the victim's family considered in fixing the amount of bail and release conditions for the defendant.
4. To prevent the disclosure of confidential information or records to the defendant, the defendant's attorney, or any other person acting on behalf of the defendant, which could be used to locate or harass the victim or the victim's family or which disclose confidential communications made in the course of medical or counseling treatment, or which are otherwise privileged or confidential by law.
5. To refuse an interview, deposition, or discovery request by the defendant, the defendant's attorney, or any other person acting on behalf of the defendant, and to set reasonable conditions on the conduct of any such interview to which the victim consents.
6. To reasonable notice of and to reasonably confer with the prosecuting agency, **upon request**, regarding, the arrest of the defendant if known by the prosecutor, the charges filed, the determination whether to extradite the defendant, and, **upon request**, to be notified of and informed before any pretrial disposition of the case.
7. To reasonable notice of all public proceedings, including delinquency proceedings, upon request, at which the defendant and the prosecutor are entitled to be present and of all parole or other post conviction release proceedings, and to be present at all such proceedings.
8. To be heard, upon request, at any proceeding, including any delinquency proceeding, post-conviction release decision, or any proceeding in which a right of the victim is at issue.
9. To a speedy trial and a prompt and final conclusion of the case and any related post-judgment proceedings.



3. File a Police Report

California Penal Code § 530.6(a) reads: "A person who has learned or reasonably suspects that his or her personal identifying information has been unlawfully used by another, as described in subdivision (a) of Section 530.5, may initiate a law enforcement investigation by contacting the local law enforcement agency that has jurisdiction over his or her actual residence or place of business."

4. Create an ID Theft Report and Affidavit

An Identity Theft Report gives you some important rights that can help you recover from the theft. It also helps you deal with credit reporting companies, debt collectors, and businesses that gave the identity thief credit or opened new accounts in your name. File a complaint with the Federal Trade Commission (FTC) via:

- 877-IDTHEFT (877-438-4338)
- www.ftccomplaintassistant.gov
- Mail: ID Theft Clearinghouse - Federal Trade Commission 600 Pennsylvania Avenue NW Washington DC, 20580

5. Contact all Creditors

Contact each creditor by phone or in writing with whom your name has been used fraudulently. Obtain replacement credit cards with new account numbers to replace those accounts that have been fraudulently used. Ask each creditor to process the old account as a "closed account at the consumer's request. A "closed status" is better than processing the card as "lost or stolen," because the latter may be interpreted by the credit reporting companies as your liability. Carefully monitor your mail and credit card statements for evidence of new fraudulent activity and report all such activity immediately to your credit grantor.

6. Creditor's Requirements to Verify Fraud

You may be asked by banks and credit grantors to prepare and notarize fraud affidavits. It is usually not necessary, as a written statement and a copy of the police report should be sufficient.

7. Stolen Checks

If you have had checks stolen or bank accounts set up fraudulently, report it to the check verification companies. Cancel your checking and/or savings accounts and obtain new account numbers. Give the bank a secret password for your account (not your mother's maiden name).

8. ATM/Debit/Credit Cards

If your ATM/Debit/Credit card has been stolen or compromised, obtain a new card, account number, and password or PIN (Personal Identification Number). Do not use your old password. When creating a password or PIN, don't use common numbers, like the last four digits of your social security number or your birth date.



Victims of Identity Theft

The California Penal Code allows a victim of identity theft to file a crime report and initiate an investigation with the law enforcement agency having jurisdiction over the victim's residence. If other crimes occurred in Irvine's jurisdiction an investigator may be assigned the case. If the crime was committed in a different jurisdiction, the matter may be referred to the law enforcement agency with jurisdiction.

If you are a victim of identity theft, you are the only person who can clear your credit report. This booklet provides you with resources you may need, including phone numbers and websites, to help you address identity theft. Use a ledger or a composition notebook to document ALL forms of communication you have with company representatives, creditors, etc. This includes the date and time of phone calls, the names of company representatives with whom you speak, phone numbers, and dates and times you sent or received letters. Once you discover that you are the victim of identity theft, you should take the following immediate steps to prevent further damage:

1. **Place an Initial Fraud Alert**
Call one of the three credit reporting companies and ask for an "initial fraud alert" on your credit report. Once you have the alert on your report, businesses are required to verify your identity before it issues credit. Regardless of the company you decide to contact, they are required to contact the other two

companies about your alert. The alert lasts for 90 days can be renewed for an additional 90 days if necessary. It also allows you to receive one free copy of your credit report from each of the three credit reporting companies. As a follow-up measure, ask each of the credit reporting companies in writing to:

- Provide you with a free copy of your credit report on a monthly basis.
- Remove all inquiries that have been generated because of the fraudulent access.
- Provide you the names and phone numbers of businesses that have opened the fraudulent accounts.
- Notify those businesses that have received your credit report in the past six months.

2. **Review Your Credit Reports**
After receiving copies of your credit reports, review them carefully. If you know which of your accounts have been tampered with, contact the related businesses. Talk to a representative in the fraud department and follow up with them in writing. Any letters you send should be sent by certified mail with a return receipt request. This ensures a record of your communication.

Providing Equal Rights to Crime Victims

10. To provide information to a probation department official conducting a pre-sentence investigation concerning the impact of the offense on the victim and the victim's family and any sentencing recommendations before the sentencing of the defendant.
11. To receive, upon request, the pre-sentence report when available to the defendant, except for those portions made confidential by law.
12. To be informed, upon request, of the conviction, sentence, place and time of incarceration, or other disposition of the defendant, the scheduled release date of the defendant, and the release of or the escape by the defendant from custody.
13. To receive restitution. A. It is the unequivocal intention of the People of the State of California that all persons who suffer losses as a result of criminal activity shall have the right to seek and secure restitution from the persons convicted of the crimes causing the losses they suffer. B. Restitution shall be ordered from the convicted wrongdoer in every case, regardless of the sentence or disposition imposed, in which a crime victim suffers a loss. C. All monetary payments, monies, and property collected from any person who has been ordered to make restitution shall be first applied to pay the amounts ordered as restitution to the victim.
14. To the prompt return of property when no longer needed as evidence.
15. To be informed of all parole procedures, to participate in the parole process, to provide information to the parole authority to be considered before the parole of the offender, and to be notified, upon request, of the parole or other release of the offender.
16. To have the safety of the victim, the victim's family, and the general public considered before any parole or other post-judgment release decision is made.
17. To be informed of the rights enumerated in paragraphs (1) through (16).

A victim, the retained attorney of the victim, a lawful representative of the victim, or the prosecuting attorney upon request of the victim, may enforce the above rights in any trial or appellate court with jurisdiction over the case as a matter of right. The court shall act promptly on such a request. [California Constitution, Article I, § 28 (c)(1)]

CAPS is here to help!

Call (951) 827-5531 to schedule a phone or video appointment, or a consultation

COUNSELING.UCR.EDU



UCR Counseling & Psychological Services (CAPS)

CAPS professionals provide a range of programs to promote mental health, emotional resilience, and well-being throughout the campus community. Clinical services include individual counseling and group therapy, as well as psychiatric services. All services are free, confidential, and provided by a diverse and multiculturally competent professional staff.

Student Health Services Building,
North Wing
900 University Ave.
Riverside, CA 92521

tel: (951) 827-5531

24/7 Crisis Counselor:

(951)UCR-TALK (827-8255)

email: counseling@ucr.edu

MENTAL HEALTH
IS A PART OF
WHOLE HEALTH.



Social media runs a significant portion of people's social lives. We use it to connect with friends, family, co-workers, and announce major events in our lives. With more of our identities taking shape on social media, protecting your personal information on these platforms have become more important than ever.

Look out behind you

Before you post that selfie, check to make sure there's nothing in the area behind you that reveals confidential or sensitive information.

Prune your network

Check your list of connections on a regular basis and flag or block any strangers or anyone that doesn't have a profile or any content of their own.

Think before you click

Treat links sent across social media with the same caution as a spam email message. Always check with the sender first if you're suspicious.

1. PERSONAL INFORMATION

Avoid sharing too much personal information about yourself over social media. Identity thieves and cyberstalkers can gather information from your personal profile.

2. LOCATION SETTINGS

Many platforms ask you to turn on your location setting, but be wise and disable it, particularly when travelling, to safeguard your safety and privacy.

3. STRONG PASSWORDS

Choose strong passwords. Avoid ones that can be derived from your name or date of birth. Also, avoid using a common password for social media accounts and personal bank accounts.

4. POST RESPONSIBLY

Everything you post online presents a picture of who you are and often it can be difficult to remove posts later. Some posts can even effect future relationships and jobs.

UCR OMBUDS OFFICE

A SAFE PLACE TO NAVIGATE THROUGH DIFFICULTIES AT UCR

The Ombuds Office strives to “humanize the UCR campus, making it a viable and responsible institution of people.”

We do so by:

- Empowering members of the UCR community who consult confidentially with us to navigate through thorny UCR-related concerns.
- Impartially facilitating dialogue, mediation and other informal collaborative group processes.
- Providing useful educational resources and workshops on such topics as conflict engagement, communication, fairness, and ethics.
- Offering practical, independent recommendations to administrators at all levels of the university in order to catalyze positive systemic change and to promote fair and equitable processes.



Contact Us:

388 & 390 Skye Hall
Riverside, CA 92521

tel: (951) 827-3213

email: ombuds@ucr.edu



Clearing Paths and Solving Problems

(951) 827-5000



Case managers are the path-clearers and problem-solvers for UCR students dealing with mental health, academic, relationship, food insecurity and other stressful crises.

By providing resources, linkage, education and expertise, we empower students to break down barriers, clarify needs and navigate complex processes to get back on track to reach their goals.

Case Manager assistance is free

to any enrolled UCR undergraduate, graduate, or professional student. Students can contact us directly, without a referral. Parents, staff and faculty can refer a student, or call and consult with a case manager about a student of concern.

Contact Us

125 Costo Hall
Riverside, CA 92521

tel: (951) 827-5000

email: casemanager@ucr.edu





Title IX at UCR

UCR's Office of Title IX, Equal Opportunity & Affirmative Action, as part of its mission to promote equity and create a working, living and learning climate free from discrimination and harassment, enforces UC anti-discrimination policies.

For information on the Discrimination Policy, which covers sex-based discrimination (and other types of discrimination and harassment, such as racial), please visit our website at <https://titleix.ucr.edu/>.

The two most important policies are the UC Policy on Sexual Violence and Sexual Harassment, which we call the SVSH Policy, and UCR's Discrimination, Harassment and Retaliation Complaint and Resolution Policy.

Contact Us

900 University Ave.
Skye Hall 349
Riverside, CA 92521
tel: (951) 827-7070
email: titleix@ucr.edu



LGBT RESOURCE CENTER

The LGBT Resource Center provides support, education, and advocacy regarding sexual orientation and gender identity/ expression for the UC Riverside community and beyond.

in the nation to offer a gender-neutral housing option to all students. Today we continue our commitment to innovation and support.

We made history as the first campus in California to have a professionally-staffed LGBT resource office when our doors opened in 1993. In 1996, we became the first campus in California to offer an LGBT studies minor. In 2005, we were the first public university

Contact Us

245 Costo Hall
Riverside, CA 92521
tel: (951) 827-2267
email: out@ucr.edu





RESOURCES TO HELP YOU SURVIVE AND THRIVE



BASICNEEDS.UCR.EDU

Welcome to UC Riverside’s **Basic Needs Department**, a place where students can connect with essential resources that make college life easier. If you are experiencing basic needs challenges, such as food insecurity, housing displacement/homelessness, or financial crisis, we encourage you to reach out to us for assistance.

Every day, Highlanders just like you (both undergraduate and graduate students) take advantage of available resources like the R’Pantry — for food, hygiene products, and childcare items. In addition, we offer currently enrolled students emergency housing assistance,

application assistance for CalFresh, and emergency grant support through our Economic Crisis Response Team. We look forward to connecting with you soon.

Contact Us

110 Costo Hall
900 University Ave.
Riverside, CA 92521

tel: (951) 827-3663

email: basicneeds@ucr.edu


Victims of Hate Crimes

Reporting Hate Crimes and Incidents


The UCR Police Department vigorously investigates all forms of hate crimes, including violent acts, vandalism, graffiti, intimidation, criminal threats, and other crimes motivated by a person’s gender, nationality, race, ethnicity, religion, sexual orientation, or physical disability.

What can I do?

- Report incidents of suspected hate crimes to the UCR Police Department at 951-827-5222.
- Victims can also report hate incidents to UCR Title IX, Equal Opportunity & Affirmative Action office for an administrative investigation and/or assistance with obtaining university accommodations including changes to housing, classes, workplace accommodations and no contact orders at 951-827- 7070.
- Victims can also contact UCR Office of Diversity, Equity and Inclusion to seek further resources and support at 951-827-7061.



REPORT HATE CRIMES





Campus Advocacy, Resources & Education (CARE)

Educate • Advocate • Empower

CARE is an advocacy and prevention center committed to ending sexual and relationship violence at UC Riverside by providing trauma-informed primary prevention, direct advocacy and resources related to experiences of sexual assault, relationship violence and stalking.

survivors, and creating social change through training and educational resources related to violence prevention. The CARE office at UCR is fully committed to supporting this vision and continues to push forth. We invite you to be a part of this mission.

HUB 377, 900 University Ave
Riverside, CA 92521

tel: (951) 827-6225

email: advocate@ucr.edu

CARE was developed to provide the UCR community with an office of advocacy and support, a safe and supportive environment for

UC Riverside's health promotion and health education department for students.

The Well is UCR's health promotion department, providing students with health education tools, knowledge, resources, and supplies to keep themselves as healthy as possible so they can succeed at UCR and beyond.

The Well also offers opportunities for peer engagement, support, leadership, and professional development. Visit The Well's website and social media to find out more about walk-in hours,

appointments for health coaching and health-supporting supplies, and ways to get involved in health promotion efforts across campus.

Contact Us

248 Highlander Union Building
Riverside, CA 92521

tel: (951) 827-9355

email: thewell@ucr.edu



Stay healthy!

- Call (951) 827-3031 before coming to the clinic.
- Pharmacy is open and available for prescription pick-up and refills.

STUDENTHEALTH.UCR.EDU



Stalking
is a
Crime

Stalking Awareness



Law Defined by California Penal Code

Any person who willfully, maliciously, and repeatedly follows or harasses another person and who makes a credible threat with the intent to place that person in reasonable fear for his or her safety, or the safety of his or her immediate family.

California Penal Code 646.9(a)

STATISTICS

STALKING ON CAMPUS

- Women are significantly more likely to be stalked by intimate partners.
- 13% of college women were stalked during one six to nine month period.
- 80% of campus stalking victims knew their stalkers.
- 3 in 10 college women reported being injured emotionally or psychologically from being stalked.

The mission of the **Student Health Services (SHS)** is to promote academic excellence, enrich the student experience, and support retention by providing high-quality, accessible, and comprehensive medical care to students with a focus on multidisciplinary services, health education, and prevention.

UCR Student Health Services (SHS) participates in Accreditation Association for Ambulatory Health Care

(AAAHC) accreditation that involves ongoing self-evaluation, peer review, and education to continuously improve its care and services. Accredited organizations deliver high-quality care that promotes patient safety.

Contact Us

125 Costo Hall
Riverside, CA 92521

tel: (951) 827-5000

email: casemanager@ucr.edu

WHAT TO DO

- Write down everything that happens. Include dates, locations, times, and any exact words that you can remember.
- Retain voicemails that may include threatening or inappropriate messages.
- Keep letters, notes, other writings, and any objects or gifts sent to you.
- When out of the house, try not to travel alone and stay in public areas.
- Trust your instincts. If you're somewhere that doesn't feel safe, either find ways to make it safer, or leave.
- Contact the CARE office for confidential support or to create a safety plan 951-827-6225.

Myths & Facts

Myth: You can't be stalked by someone you're dating.

Fact: If your "friend" tracks your every move in a way that causes you fear, that is stalking.

Myth: If you ignore stalking, it will go away.

Fact: Stalkers seldom "just stop". Victims should seek help from law enforcement to stop stalking.

Myth: Stalking is annoying, but not illegal.

Fact: Stalking is a crime in all 50 states, the District of Columbia, and the U.S. territories.

Accredited by the

ACCREDITATION ASSOCIATION
for **AMBULATORY HEALTH CARE, INC.**





DIVERSITY
Equity
INCLUSION

Office of Diversity, Equity & Inclusion

We're proud that folks from all backgrounds choose to live, learn, and work here together.

The Office of Diversity, Equity and Inclusion is committed to the urgent, sustained, and comprehensive work of creating a campus climate of mutual respect and communal vision at the University of California, Riverside. This work belongs to every member of our community and includes ensuring greater representation of individuals from all backgrounds in every part of the university and keeping fairness and accessibility in higher education at the heart of our policies and procedures. We value a deep, collective understanding that an institutional

and personal commitment to diversity, equity and inclusion is a true commitment to meaningful, lifelong learning.

Contact Us

3144 Hinderaker Hall
Riverside, CA 92521

Tel: (951) 827-7061

Email: tasha.hudson@ucr.edu

UCR | Student Disability
Resource Center



Promoting an inclusive educational experience for all students through the advocacy of equal access, disability and ability awareness, and empowerment.

For more than 50 years, the Student **Disability Resource Center** (SDRC) has been dedicated to the mission of promoting an inclusive educational experience for UC Riverside students through the advocacy of equal access, disability and ability awareness, and empowerment.

UCR works to ensure that students with disabilities have equal access to educational programs and can fully participate in all aspects of campus life. SDRC is the unit designated to receive requests for accommodations, approve

services, and coordinate support for students with disabilities to ensure access to the university's educational programs.

A personal consultation will help us individually tailor a plan to meet your disability-related needs, based on current functional limitations and any requirements of specific classes.

Contact Us

1228 Student Services Bldg
Riverside, CA 92521

tel: (951) 827-3861

email: sdrc@ucr.edu